



## Pool Covers Save Water

A very important accessory to your above ground pool is a cover. A cover will reduce evaporation and chemical consumption, and solar blankets will also heat the water by around 8 degrees. If fallen leaves are a serious problem, there are specific covers to help there too.

**Leafstop** – Fits over the pool coping like a big shower cap, and pulls tight to close. It stops around 60% of evaporation, while letting rain in, and keeping leaves and debris out.

**Pooltex** – This heavy duty, long term cover is custom made to order, and attaches direct to the surrounds (for pools that are decked in). It will stop leaves and animals from getting in, and around 70% of evaporation. Pooltex covers have an 8 year pro-rata warranty.

**Oasis Solar Covers** – Choose from 250, 400 or 500 micron, these traditional translucent blue bubble blanket style covers can stop more than 99% of evaporation, and will warm the water by 8°C. They will reduce your chemical consumption, and will also assist in stopping leaves from falling to the bottom of the pool.

**Oasis KoolCover** – This 400 micron blanket offers all the benefits of a solar blanket, without heating the water. KoolCover keeps the sun out, and effectively insulates the water to maintain temperatures. It is particularly good in hot climates or unshaded pools where the water can sometimes get too hot to swim!

Ask at your pool shop or visit [www.abgal.com.au](http://www.abgal.com.au) for more information.

## A roller makes your pool cover 'reel' easy...



A pool cover needs to be used regularly in order to enjoy the benefits, and a reel system makes taking a solar blanket on and off much easier. There is a reel system to suit most situations, from the HRA models which clip directly to the coping, or the HRAG which is adjustable, standing up to

162cm high. A partially decked pool might use a hybrid (one tall, one short), or a fully decked pool surround could use one of the many inground pool reels. There are many options, and you need to look at which one will suit your individual requirements best.

## Support

ABGAL take pride in their outstanding reputation, and are happy to provide support when needed. If you have a problem with an ABGAL product, and your local pool shop is unable to help you, you can contact them direct (Freecall) 1800 077 533, or email [us@abgal.com.au](mailto:us@abgal.com.au). If you would like to purchase an ABGAL product but are having difficulty locating a supplier, then visit [www.abgal.com.au](http://www.abgal.com.au), click on the product you are interested in, then enter your postcode to find your closest retailer.

## Distributed By:



## Conditions of Sale

ABGAL Pty Ltd ABN 78 033 608 597  
ABGAL products and services are sold on our terms and conditions. A full copy of our terms and conditions of sale can be downloaded at [www.abgal.com.au/conditions.htm](http://www.abgal.com.au/conditions.htm) or phone 07 3803 6000 and request a copy. In the interests of continuing product improvements, ABGAL Pty Ltd reserves the right to change or alter specifications and/or products contained within this publication at any time as deemed necessary, and as such, information and specifications in this brochure are indicative only, and should not be used as an infallible reference. Technical drawings are not to scale.

# Above Ground Pool Liners

for outstanding performance



The Smart Choice in Above Ground Liners



## Why an ABGAL Liner?

One of the most important parts of an above ground pool is the liner. You need something that looks good, is easy to maintain and will last for many seasons. The best investment you can make is the one which will give you the best return, and that's an ABGAL pool liner.

- Choice of colours and patterns
- Specialist 'smart seam' welding
- No flaps of vinyl at seams
- Treated to resist algae
- Ultra Violet stabilised
- Optional 'under decking' extrusion
- Made in Australia
- Any shape, any size
- New and replacement liners
- Full instructions on DVD
- 5 year pro-rata warranty



## Choice of colours and patterns

ABGAL offers one of the largest ranges of colours and patterns available, as you can also opt to have your new above ground liner made from the thicker vinyl usually reserved for inground pools.

## Easy to keep clean

Vinyl is naturally resistant to bacteria, but ABGAL also treat their liners with extra antioxidants to make it even harder for algae to take hold. And with their exclusive 'wedge weld', there are none of the creases or flaps you see on other liners, so not only is the join almost invisible, its cleaner too. There is literally nowhere for bacteria to hide!

## Smart Seam

ABGAL revolutionised their seam process in late 2008. They took their own wedge weld, and made it better – half the size, while still being stronger than a traditional weld. They call it 'Smart Seam', and it is now used on all their above ground and inground vinyl finishes. With no excess material at the seams, it is more attractive and more hygienic than other liner options.

## UV Inhibitors

All liners are treated to resist UV and protect your liner from damage caused by continued exposure to the sun. This ensures a longer life from your liner, and will keep it looking better longer!

## Testimonials

*'Very strong and great colour midnight blue.'* C.M. Aaron, SA

*'Liner fitted better than any previous liners I have fitted. Quality appears very good also brought an ABGAL cover.'* P.S. & J.A. Smith, Qld

*'Great and easy to install.'* E. Miller, Vic

*"Very good quality."* A. Howard, NSW

*'Impressed with print.'* M. Albiez, ACT

*'Lasted 20 years not a bad effort.'* P. McMahon, NSW

*'As this is only our 2nd pool liner in 22 years, only one word, EXCELLENT.'* D. & J. Hart, Qld

Light Blue

Dark Blue

Green

Pacific  
Marble

Pacific  
Marble  
Base

Aqua  
Marble



### All Shapes and Sizes

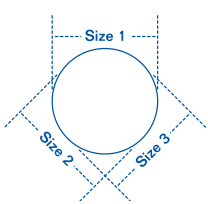
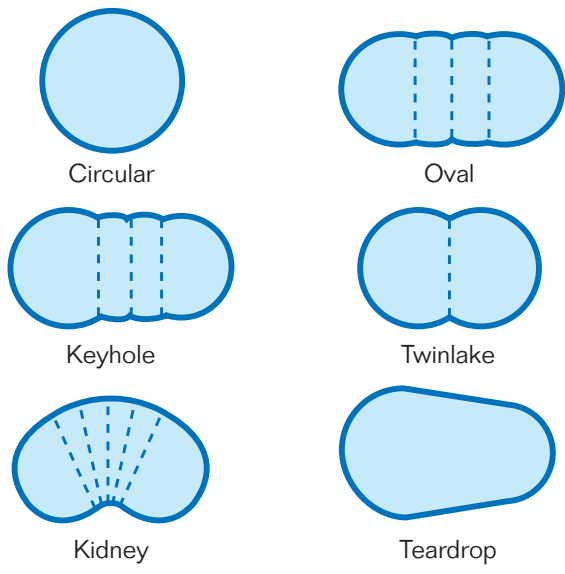
ABGAL manufacture a variety of standard sized liners to suit most popular brands of pool. When ordering, specify the brand and model of pool, and whether it is circular, oval, keyhole, twinlake, kidney or teardrop – 97% of pools are a standard size, and ABGAL have a pattern for all of them. The handful of liners that need to be custom made will generally cost a little more, and may need to be measured and fitted by a professional. Your pool shop can arrange this for you. Steps, benches and seats can all be easily incorporated into custom made liners, and can be retro-fitted into existing pools too. These liners are also fitted by a professional, who will carefully measure your pool to ensure an exact fit. These are usually manufactured within 7 days of receipt of order.

### Replacement Liners are easy

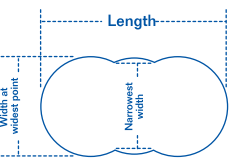
Don't panic if your pool is decked in – with an ABGAL liner, you have the option of a special extrusion to fix the lining in place, which can be installed without touching the coping! Any brand liner can be replaced with the ABGAL system, so it doesn't matter if you don't know what brand your pool is. It is fairly easy to measure – just use the diagrams (below) as a guide, and include all the dimensions shown including the depth and style (ie. flat base) of the deep-end so they can confirm the size and make the correct liner for you. Once ABGAL have manufactured a liner for you, they will keep your pattern on file, so that any future replacements are quick and easy.

### How do you measure up?

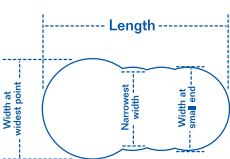
Measurements for standard or non-standard liners are taken from the waterline. Please include all the dimensions listed including the depth and style (ie. flat base) of the deep-end so we can confirm the size and make the correct liner for you.



**Circular Pool shapes**  
Check the diameter of the pool in 3 places to confirm the exact size. List down all three dimensions so we can average them to confirm the correct size for the liner.



**Oval & Twinlake Pool shapes**  
Check the length of the pool and the width at the widest point and the narrowest point to confirm the exact size. The narrowest point is between the main side supports that are joined under the pool with cross bars or straps.



**Keyhole & Teardrop Pool shapes**  
Check the length of the pool and the width at the widest point, the narrowest point and the small end to confirm the exact size. The narrowest point is between the main side supports that are joined under the pool with cross bars or straps.

