




Leafstop™ Pool & Spa Cover



The ABGAL Leafstop™ cover has eyelets fitted around the perimeter, and is secured using a stretch bungee cord (supplied).



For long term coverage, a cable and winch system (sold separately) can be used. Simply replace the bungee with the cable, and winch tight.




With some additional fittings from your hardware store, an ABGAL Leafstop cover can also be fastened to a timber deck.



Australia's largest manufacturer of premium liners & covers... since 1976!
ABGAL Pty Ltd. ACN 010 151 578 ABN 78 033 608 597


www.abgal.com.au

Distributed By:



Scan here with a smart phone to visit abgal.com.au/leafstop for more information.

reduce
pool maintenance
increase
leisure time



Micro-mesh fabric



A Lower Maintenance Pool

Did you know that a pool can lose more than 60,000 litres of water a year just through evaporation? An ABGAL Leafstop™ pool cover can reduce evaporation by more than half - and cut your chemical consumption. And with no leaves and debris falling in the pool, your vacuum and filter won't have to work as hard either.

Quick & Easy

With an elastic (bungee) cord in the hem, Leafstop works like a big shower cap, so it's simple to install, and easy to remove – even with just one person.

An ABGAL Leafstop™ pool cover will keep your pool cleaner, reduce chemical use and cut evaporation – saving you time and money!

Fresh & Clean

Leafstop covers are made from a high-tech, exclusively blended micro-mesh fabric that allows fresh rain water through, but keeps leaves and debris out. By keeping the leaves out, your pool is fresh, clean and ready to enjoy, whenever you take the cover off.

Fits Most Pools & Spas

Leafstop is available in a range of standard sizes and shapes to fit many popular sized above ground pools and portable spas. For large pools, covers can be 'built' using special modular panels.

Pool Cover Floats

The use of pool cover floats (pictured above and left) is recommended as they support the middle of the cover, raising it 0.5m above the water level. This prevents leaves and debris gathering on top.

Check the length of your pool with the guide below to see how many floats you should use with your cover.

Pool Length	No. of Floats
Less than 5.5m (18')	1 to 2
5.5m to 7.6m (25')	2 to 3
7.6m to 9.4m (31')	3 to 4
9.4m to 12.2m (40')	4 to 5