

SPA COVERS & HEAT RETENTION



There are many options when it comes to spa covers - but which style gives best results when it comes to heat retention? Our independent test results may surprise you.

Nine tests were conducted simultaneously in an independent, accredited laboratory. All samples started with a water temperature of 38°C, and kept in a room at a constant 23°C.

#1: No cover

As you would expect, this sample fared the worst. It lost 17.2° during the 16 hour test period, and despite a constant room temperature and no wind, evaporation claimed 11mm of water.

2: 500 micron Solar Bubble Cover

Adding a floating bubble cover made a huge difference to our sample - with a solar cover in place it lost 13° and 2mm of water.



3: Heatshield

Our Heatshield PE thermal covers fared even better, with a temperature loss 11.6° and water loss of just 1mm. As with the bubble cover, it's heat retention would improve if sealed around the edges.




4: Spa Foam 10mm

Our 10mm Spa Foam is supplied in hinged sheets, and performed well, losing only 10.3° during the testing period, and no water loss.



5: Spa Foam 20mm

20mm Spa Foam is supplied in single sheets which sit on top of the water. With a final water temperature of 29.1°, it lost only 8.9° during the test, and suffered no water loss - making it the best result across the board for both heat retention and evaporation.




6: Soft Spa Cover

New to the market, this lightweight, fleece PVC lockable soft cover lost 11.6°, and stopped all evaporation.



7: Traditional Hard Spa Cover

This premium quality upholstered vinyl spa cover has an EPS foam inner. We expected great results, but with a temperature loss of 9.7°, and 1mm of evaporation, it fell short of our 20mm Spa Foam.



8: Soft Spa Cover plus bubble

This combination of covers resulted in a 10.2° temperature drop, and no water loss.

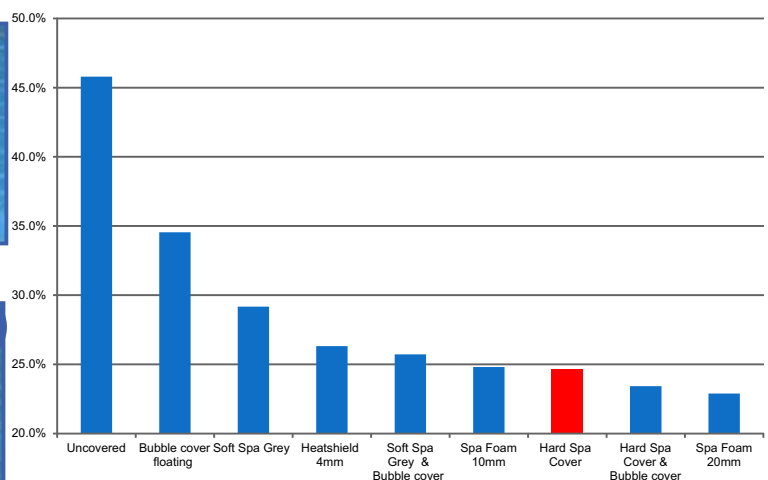
9: Hard Spa Cover plus bubble

Again, a better result than the hard cover alone. It lost 9.5° and 1mm to evaporation.



Why? When a cover sits on top of the spa instead of on the water surface, it leaves an 'air gap'. The gap allows the heated water to evaporate, then condense back in again, thereby lowering the water temperature. By floating a bubble cover underneath the primary cover, the air gap (and therefore the evaporation) is eliminated.

SPA COVER RELATIVE HEAT LOSS



For more information about ABGAL products, visit www.abgal.com.au or visit your pool shop.

Tests conducted at NATA Registered Laboratory No. 17149