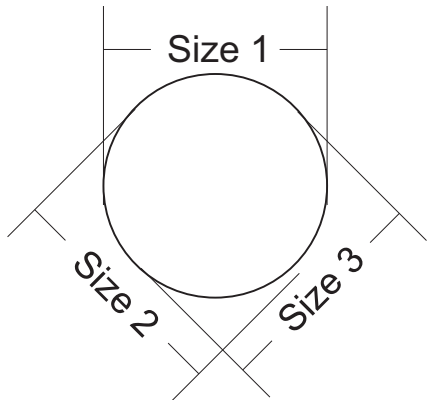


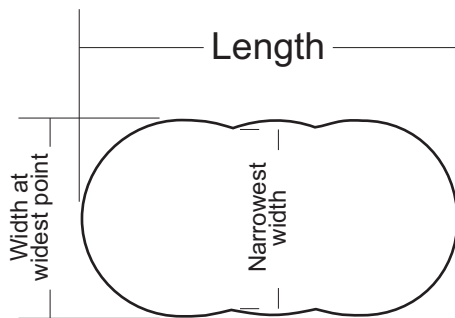
How do you measure up?

Measurements for standard or non-standard liners are taken from the waterline. Please include all the dimensions listed including the depth and style (i.e. flat base) of the deep -end so we can confirm the size and make the correct liner for you.



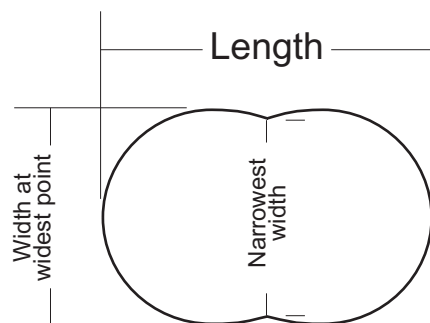
Circular Pool shapes

Check the diameter of the pool in 3 places to confirm the exact size. List down all three dimensions so we can average them to confirm the correct size for the liner.



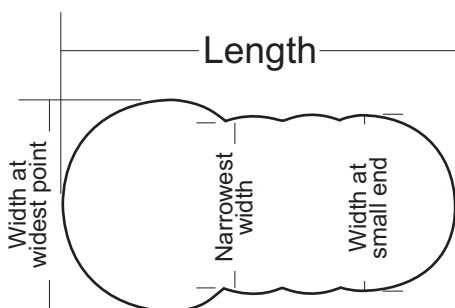
Oval Pool shapes

Check the length of the pool and the width at the widest point and the narrowest point to confirm the exact size. The narrowest point is between the main side supports that are joined under the pool with cross bars or straps.



Twinlake Pool shapes

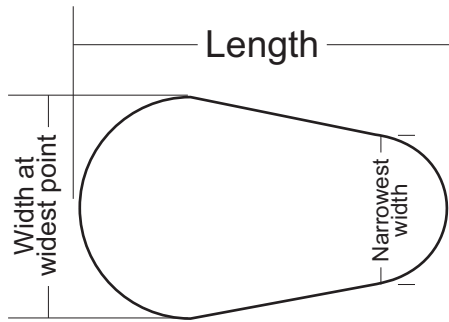
Check the length of the pool and the width at the widest point and the narrowest point to confirm the exact size. The narrowest point is between the main side supports that are joined under the pool with cross bars or straps.



Keyhole & Teardrop Pool shapes

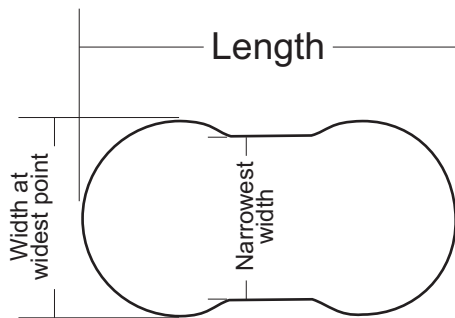
Check the length of the pool and the width at the widest point, the narrowest point and the small end to confirm the exact size. The narrowest point is between the main side supports that are joined under the pool with cross bars or straps.





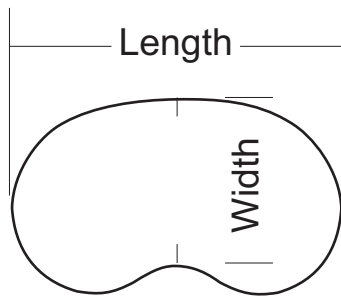
Teardrop Pool shapes

Check the length of the pool and the width at the widest point and the narrowest point where the straight side meets the curve to confirm the exact size. The narrowest point is the smallest distance between the main side supports that are joined under the pool with cross bars or straps.



Space Saver Pool shapes

Check the length of the pool and the width at the widest point and the narrowest point to confirm the exact size. The narrowest point is between the main side supports that are joined under the pool with cross bars or straps.



Provide Perimeter of Pool

Kidney Pool shapes

Check the length of the pool and the width at the mid point and the perimeter to confirm the size. The best way to measure this pool is to use the A-B markout method and that way you are guaranteed to get the correct size and best fitting liner.



Non standard Pool shapes

Use the A-B markout method to get the exact shape of the pool and a correct fitting liner.

Types of deep ends



Dish floor shape

Use the A-B markout method to get the exact shape of the pool and then use tight and loose measurements between points perpendicular to centre line of pool.



Hopper style floor shape

Take horizontal measurements of each section and list the vertical depth of the hopper where the slope meets the deep section of the floor.