

Dark Blue



Bahama

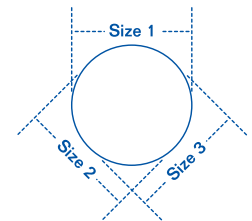


Pool Liners

Custom made for above ground and modular pools

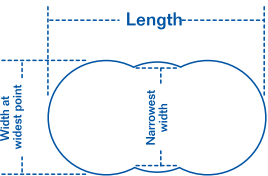
How to measure for a new liner

Measurements for liners are taken from inside the pool wall, at the waterline. If there is a deep end, specify the depth and style of deep end, and the brand of pool if known. If the pool has a bench its a good idea to involve a professional installer.



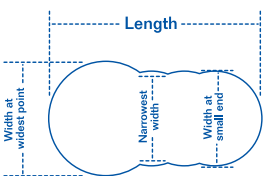
Circular Pool shapes

Check the diameter of the pool in 3 places to confirm the exact size. List all three dimensions.



Oval & Twinlake shapes

Check length of the pool and width at the widest point and the narrowest point to confirm the exact size. (The narrowest point is between the main side supports that are joined under the pool with cross bars or straps.)



Keyhole & Teardrop shapes

Check length of the pool and the width at the widest point, the narrowest point and the small end to confirm the exact size. (The narrowest point is between the main side supports that are joined under the pool with cross bars or straps.)

Is your pool decked?

Ask about Quick Fix (for new pools) or the Retainer & Capping system which can be retrofitted to an existing pool.



Left: Scan with a smart phone to watch a pool liner being installed.

Australia's largest manufacturer of premium pool liners and covers - since 1976!

ABGAL Pty Ltd. ACN 010 151 578 ABN 78 033 608 597



SCI QUAL INTERNATIONAL



Quality Approved to AS/NZS ISO 9001:2015 REGN. Number 440



MBR-17-10-0522 BROLEAFSTOP



Scan here to try the Liner Visualiser





Why an ABGAL Liner?

One of the most important parts of an above ground pool is the liner. It needs to look good, be easy to maintain and should last for many seasons.

ABGAL's reputation for outstanding quality has been earned over many years - manufacturing liners in their Queensland factory since 1976!

- Great choice of colours and patterns
- New and replacement liners
- Specialist 'smart seam' welding
- No flaps of vinyl at seams
- Treated to resist algae
- Ultra Violet stabilised
- Any shape, any size
- Steps and benches can be built in
- All offcuts are recycled
- Made in Australia
- 8 Year pro-rata warranty

Easy to keep clean

Vinyl is naturally resistant to bacteria, but ABGAL liners are made from a special formulation with added fungicides to make it even harder for algae to take hold. And with their exclusive weld technique, there are none of the creases or flaps you see on other brands of liners. An ABGAL join is almost invisible, and it's cleaner too. There is literally nowhere for bacteria to hide!

Premium Quality

ABGAL use only the highest quality PVC. Their standard PVC material for above ground liners is .5mm thick, and some prints are available in .6mm if required. ABGAL liners are made specifically for the Australian climate, so are treated to resist UV damage caused by continued exposure to the sun. This ensures a longer life from your liner and will keep it looking vibrant for longer.

Environmentally sustainable

ABGAL use special patterning techniques to minimise wastage and any unusable offcuts are recycled. Fun fact - if you've purchased an Australian-made hose in the last 20 years, it's highly likely it started out as an ABGAL pool liner!

Any size, any brand of pool

ABGAL can make a liner to fit any pool. They have thousands of standard sized patterns on file - dating back over 40 years – so it doesn't matter how old, or what model your pool is.

Before ordering a liner, refer to the measuring guide on the other side of this brochure – the more information you supply, the easier it is to ensure the right fit.

If you don't know the brand of pool, you can generally find identifying marks on the pool coping – take a photo to your pool shop, and if they can't identify it, they can send it through with your liner order.

The handful of liners that don't have an existing pattern will generally cost a little more and may need to be measured for and fitted by a professional. A professional installation is also recommended for more complicated pools, such as those with steps and benches (like this Driklad pool pictured right).

Quick-Fix – for decked-in pools

If this is a new pool, ask to have the liner installed with 'Quick-Fix'. Once in, replacement liners can be snapped in easily, without touching the coping – perfect for liners that have been decked-in like the one above.

Replacement Liners are easy

Any brand liner can be replaced with the ABGAL system – regardless of what brand your pool is. Once ABGAL have manufactured your liner, the pattern is kept on file, making any future replacements quick and easy.

DIY Installation

While most liners are sold as a DIY installation, there is a network of pool professionals around Australia who can provide an installation service for you if required. If your pool shop can't assist, you can find one on the ABGAL website.

